

# Model 6200 Open-Loop Dynamometer Controller

## FEATURES

- Open-Loop Dynamometer Control
- Built-in Pass/Fail Motor Testing Capability
- Interfaces: RS-232 and IEEE-488
- High Speed Data Acquisition: 120 torque and speed points per second via IEEE bus (approx. 60/sec. via RS-232)
- High Quality, Easy-to-Read Vacuum Fluorescent Readout: Displays torque, speed, power and auxiliary values
- Current-Regulated Supply: Provides up to 1 amp output
- Adjustable Torque Units: English, Metric and SI are standard
- Dynamometer Overload Protection
- Internal Data Storage: Up to 100 data points
- Auxiliary  $\pm 5$  VDC Analog Input: For additional transducer
- Closed Box Calibration
- Rack Mounting: 19" (482.6 mm) with handles



and mechanical power values of the motor under test. In place of mechanical power, it can also display auxiliary transducer readings via the  $\pm 5$  VDC analog input. These displayed values can be stored internally or output via the RS-232 or IEEE-488 interface.

## PASS/FAIL MOTOR TESTING

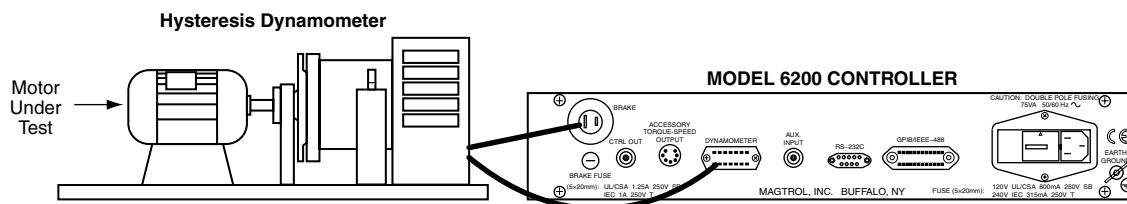
The Model 6200 comes with an easy-to-use motor testing Pass/Fail feature. This feature is ideal for quick pass/fail (go/no go) testing in production and incoming inspection applications.

When the 6200 is operated in the Pass/Fail mode, one of three readings is used as the tested parameter: torque, speed or the auxiliary transducer. The two parameters not used are set with user-defined upper and lower acceptable limits. As the motor is loaded to the tested parameter value (for example, speed), the other two parameters (in this case, torque and transducer) are measured. Test results (for the other 2 parameters) are indicated with a "PASS" or "FAIL", or the display can be toggled to show the actual values.

## DESCRIPTION

Magtrol's Model 6200 is an Open-Loop Controller designed for use with any Magtrol Hysteresis Dynamometer. The unit provides open-loop control of the dynamometer via an internal current-regulated power supply. With a high-quality vacuum fluorescent readout, the Model 6200 displays torque, speed

## SYSTEM CONFIGURATION



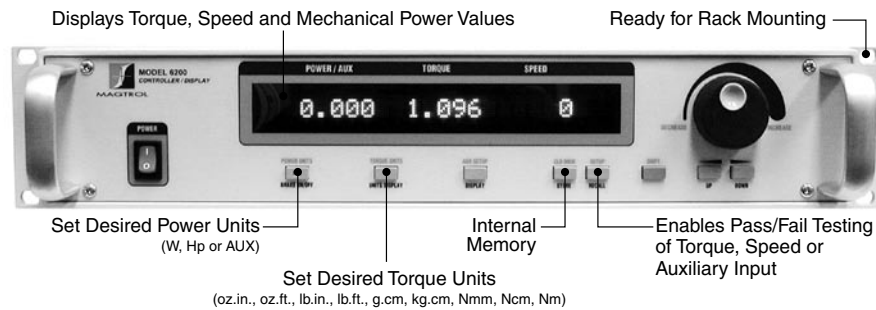
## ORDERING INFORMATION

<b>6200</b>	Open Loop Dynamometer Controller	120 VAC
<b>6200A</b>	Open Loop Dynamometer Controller	240 VAC

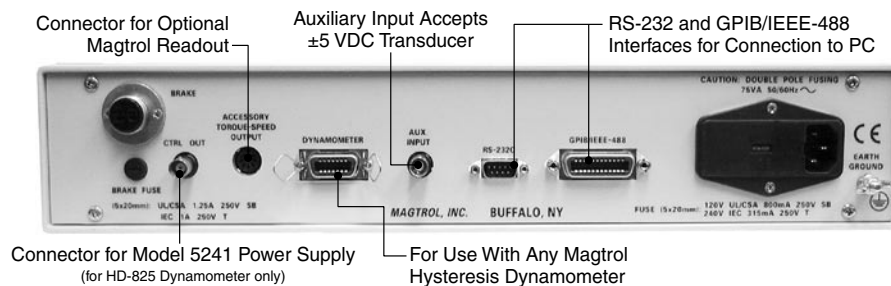
MEASUREMENT CHARACTERISTICS	
Maximum Torque	2000 units
Maximum Speed	99,999 rpm
Accuracy	Speed: 0.01% of reading from 10 rpm to 100,000 rpm Torque: 0.2% of range ( $\pm 2$ V) Aux: 0.1% of range ( $\pm 5$ V)
ELECTRICAL CHARACTERISTICS	
Fuses (5 x 20 mm)	Brake: UL/CSA 1.25 A 250 V SB
	IEC 1.00 A 250 V T
	Power (120 V): UL/CSA 800 mA 250 V SB
	Power (240 V): IEC 315 mA 250 V T
Power Requirements	75 VA
Voltage Requirements	120/240 V 60/50 Hz
Max. Compliance Voltage	45 V DC
INPUTS AND OUTPUTS	
Auxiliary Input	$\pm 5$ VDC
Accessory Torque/Speed Output	Torque: $\pm 2$ VDC Speed: 60 TTL pulses/rev, 50% duty cycle
Ctrl Out	0–3 VDC
ENVIRONMENT	
Operating Temperature	18 °C to 25 °C
Relative Humidity	< 80%
Temperature Coefficient	0.001% of range/°C

DIMENSIONS		
Width	19.0 in	483 mm
Height	3.5 in	89 mm
Depth with handles	12.4 in	315 mm
	13.8 in	351 mm
Weight	16.37 lb	7.42 kg

## FRONT PANEL



## REAR PANEL



Due to the continual development of our products, we reserve the right to modify specifications without forewarning.



[www.magtrol.com](http://www.magtrol.com)

**MAGTROL INC**  
70 Gardenville Parkway  
Buffalo, New York 14224 USA  
Phone: +1 716 668 5555  
Fax: +1 716 668 8705  
E-mail: [magtrol@magtrol.com](mailto:magtrol@magtrol.com)

**MAGTROL SA**  
Centre technologique Montena  
1728 Rossens/Fribourg, Switzerland  
Phone: +41 (0)26 407 3000  
Fax: +41 (0)26 407 3001  
E-mail: [magtrol@magtrol.ch](mailto:magtrol@magtrol.ch)

**Subsidiaries in:**  
Great Britain  
Germany • France  
China • India  
Worldwide Network  
of Sales Agents

